



Summary

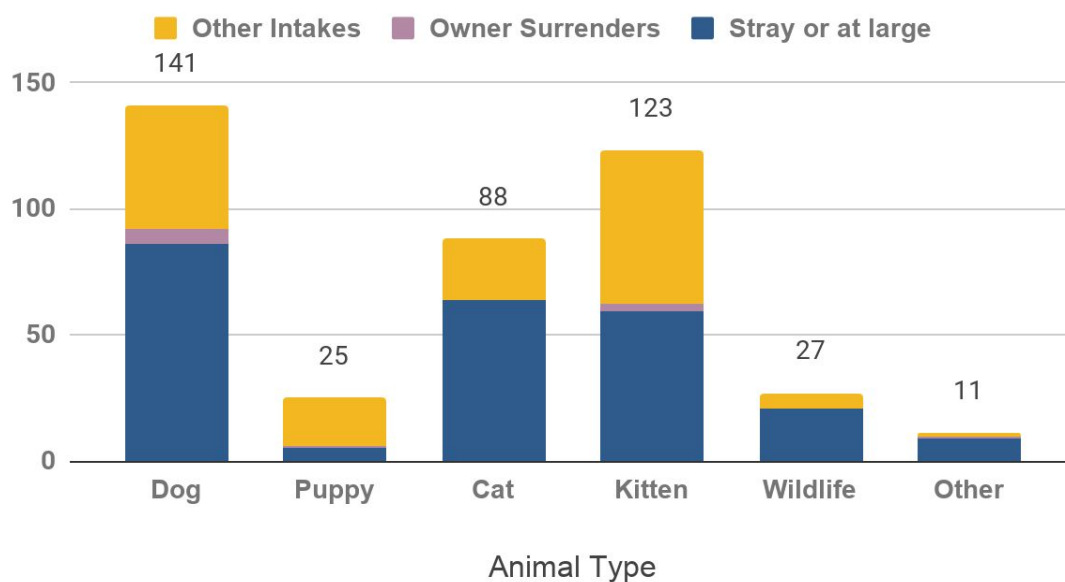
During August 2020, all but essential services offered to the public remained suspended due to the COVID-19 pandemic. Modifications are reflected in reporting metrics including adoption outcomes, volunteer hours, total spay & neuter surgeries performed, and licensing.

Animal Intake

MCAS continued to accept stray pets from members of the public, and officers also picked up stray or lost animals. Owner surrendered animals were accepted on a case by case basis, depending on urgent circumstances. Other intakes most commonly represent animals placed into protective custody by Animal Services officers.

Intake Type	Dog	Puppy	Cat	Kitten	Wildlife	Other	Total
Stray or at large	86	5	64	59	21	9	244
Owner Surrenders	6	1	0	3	0	1	11
Other Intakes	49	19	24	61	6	1	160
Total Live Intake	141	25	88	123	27	11	415

Animal Intake by Type and Circumstance





Veterinary Care Provided

Animal Health and Animal Care staff provided a wide range of veterinary services to animals in care.

To keep animals healthy, staff administered 1,344 vaccinations, including rabies, [DA2PP](#) and Bordetella for dogs and puppies, and [FVRCP](#) for cats and kittens.



They provided 1,794 health exams and consultations, including routine exams, wound checks, pre-surgery checkups, and reviewing test results or diagnoses with foster volunteers.



Veterinary Service	Cats	Kittens	Dogs	Puppies	Other	Total
Health Exams & Consults	446	805	374	140	29	1,794
Spay & Neuter Surgeries	40	15	23	1	6	85
Medications Administered	20	18	23	1	0	62
Tests & Diagnostics	94	219	44	14	0	371
Vaccinations	414	199	645	86	0	1,344
Behavior Assessments	59	59	55	23	3	199
Other Vet Treatments	328	617	261	121	201	1,332

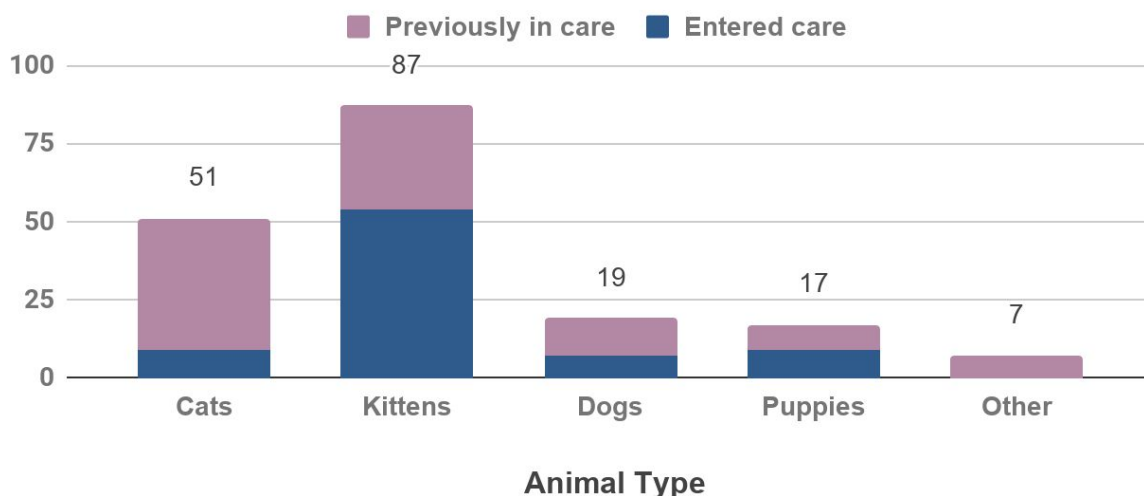


Fostered Animals

In August 2020, seventy-nine (79) animals entered foster care, joining the existing one hundred and two (102) animals already in care at the beginning of the month. The majority of animals in foster care were kittens, and adult cats. MCAS foster volunteers cared for a total of one hundred and eighty-one (181) foster animals. Many of these animals left foster care for other outcomes over the course of the month, so the total number does not represent the maximum number of animals in care at one time.

Animal type	Entered care	Previously in care	Total in foster care
Cats	9	42	51
Kittens	54	33	87
Dogs	7	12	19
Puppies	9	8	17
Other	0	7	7
Total	79	102	181

Animals in Foster Care





Animal Outcomes

In August 2020, only one animal- a kitten- was adopted (0.3%). Due to COVID-19 physical distancing recommendations, adoptions at the Troutdale shelter remained suspended.

Thirty-three percent (33.2%) of animals were reclaimed by their owners. The majority of animals represented in these outcomes were dogs.

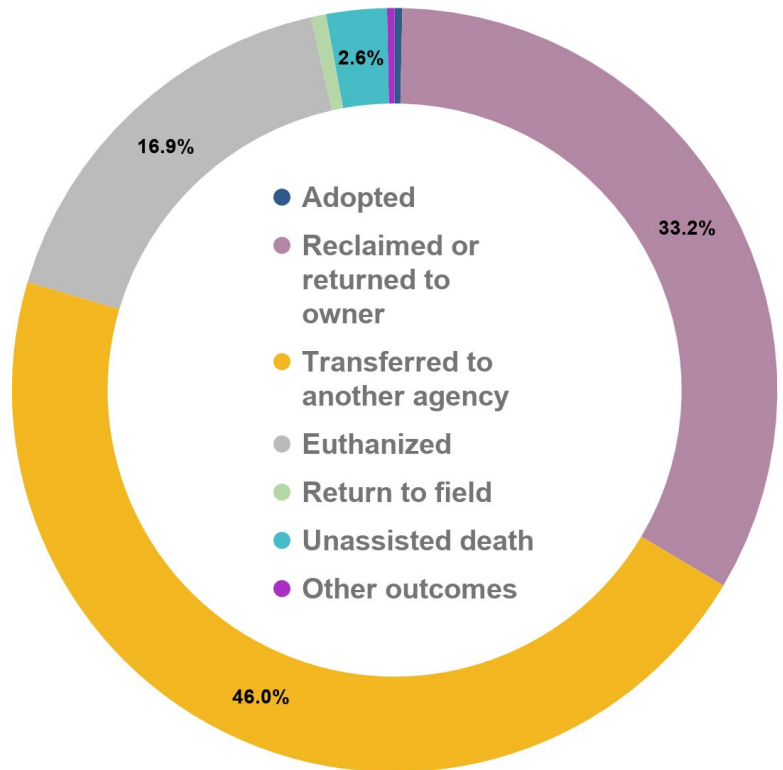
Forty-six percent (46%) of animals were transferred to another agency, including Oregon Humane Society and Cat Adoption Team.

Seventeen percent (16.9%) of animals were humanely euthanized, including cases of injured wildlife, or domestic animals at the recommendation of a veterinarian, or for behavioral issues which would make an animal unsafe to place back into the community.

Less than one percent (0.6%) of animals were returned to the field at the location they were found, including two community cats.

Two percent (2.5%) of animals had unassisted deaths, the majority of whom were kittens who failed to thrive, injured wildlife, and a puppy.

Less than one percent of animals had other outcomes (0.3%).

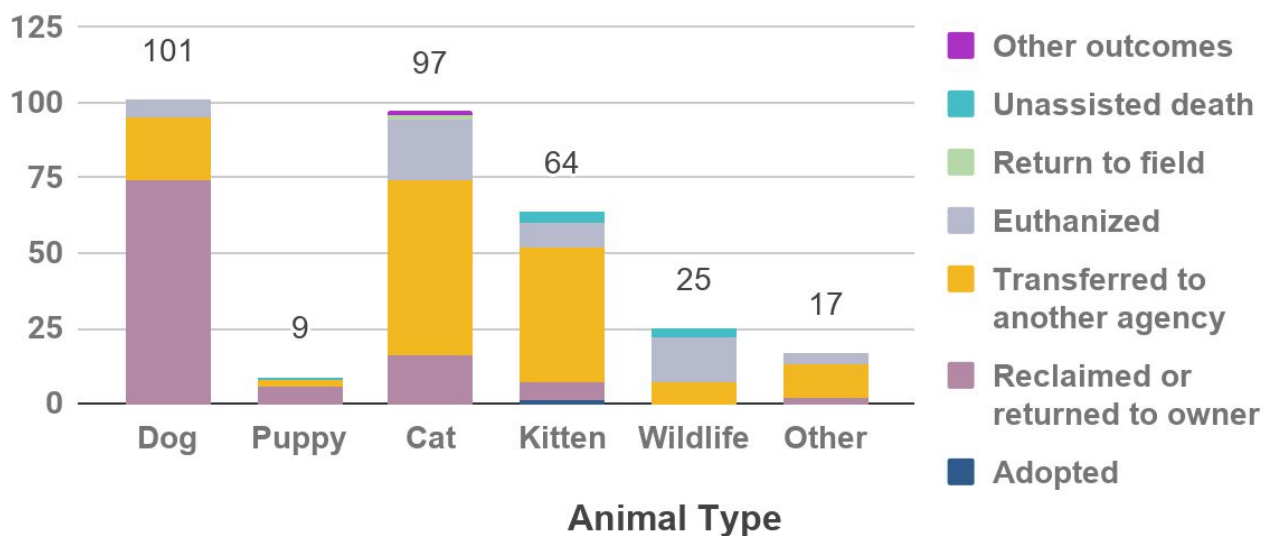




Animal Outcomes (continued)

Outcome Type	Dog	Puppy	Cat	Kitten	Wildlife	Other	Total
Adopted	0	0	0	1	0	0	1
Reclaimed/returned to owner	74	6	16	6	0	2	104
Transferred to another agency	21	2	58	45	7	11	144
Euthanized	6	0	20	8	15	4	53
Return to field	0	0	2	0	0	0	2
Unassisted death	0	1	0	4	3	0	8
Other outcomes	0	0	1	0	0	0	1
Total	101	9	97	64	25	17	313

Animal Outcomes by Type and Circumstance





Volunteers

With in-shelter volunteer activities suspended due to COVID-19, all volunteer hours in August were recorded by transport volunteers, and foster volunteers- whose total hourly contribution is estimated to be three (3) hours per day, per foster home.

**Setting an hourly rate for all foster homes regardless of number or type of animals is considered an [industry standard by the Humane Society of the United States \(HSUS\)](#), and has been in practice at MCAS for many years.*

Volunteer Role	Hours
Foster: Cats and Kittens	4,155*
Foster: Dogs and Puppies	1,083*
Foster: Small Animals	357*
Transport	13
Total	5,608

Online Resources

Many services provided by MCAS are accessible online, at multcopets.org. Here, pet owners can search for lost pets, try to find the owners of found pets, search for adoptable companions, license their animals, and learn about other resources available to them, such as low cost services, volunteer opportunities, and regional news.

Page Category	Page Views
Adoptable Pets	47,112
Lost & Found Pet Resources	45,424
Licensing Resources	10,513
News & Updates	10,578
Home Page Visits	28,813
Other Pages	60,303
Total	202,743



Field Services

Field Services officers continued to respond to the urgent needs of community members and their pets, investigate cases of potential cruelty or neglect, and pick up stray animals at large.

Dispatch Category	Count	Percentage
Deceased Animal Pickup	167	21%
Stray Animal	84	11%
Suspected Cruelty / Neglect	230	29%
Loose aggressive animal (<i>Animals actively charging, attacking, or chasing people or animals</i>)	75	10%
Bite Investigation	75	10%
Loose nuisance animal	9	1%
Injured Animal	36	5%
Abandoned Animal	20	3%
Animal Placed in Protective Custody	15	2%
Other	69	9%
Total	780	100%

Pet Licensing

While there is an ongoing amnesty period for pet licensing requirements due to COVID-19 related hardships, and physical distancing requirements, MCAS issued 2,694 total licenses in August.

License Type	Cats	Dogs	Total
New Licenses	860	1667	2527
Renewed Licenses	41	126	167
Total	901	1793	2694