



Summary

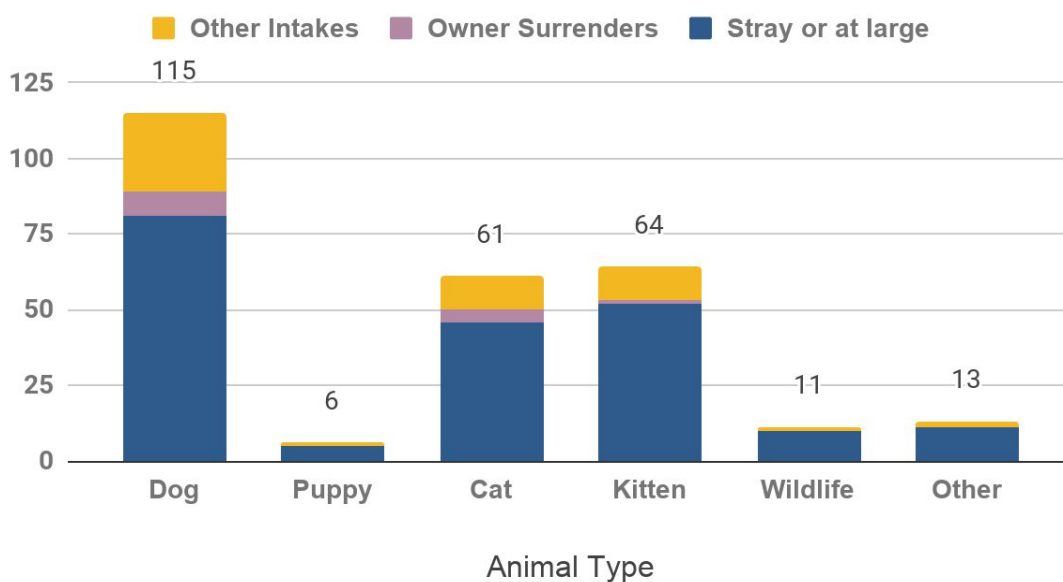
During September 2020, all but essential services offered to the public remained suspended due to the COVID-19 pandemic. Modifications are reflected in reporting metrics including adoption outcomes, volunteer hours, total spay & neuter surgeries performed, and licensing.

Animal Intake

MCAS continued to accept stray pets from members of the public, and officers also picked up stray or lost animals. Owner surrendered animals were accepted on a case by case basis, depending on urgent circumstances. Other intakes most commonly represent animals placed into protective custody by Animal Services officers.

Intake Type	Dog	Puppy	Cat	Kitten	Wildlife	Other	Total
Stray or at large	81	5	46	52	10	11	205
Owner Surrenders	8	0	4	1	0	0	13
Other Intakes	26	1	11	11	1	2	52
Total Live Intake	115	6	61	64	11	13	270

Animal Intake by Type and Circumstance





Veterinary Care Provided

Animal Health and Animal Care staff provided a wide range of veterinary services to animals in care.

To keep animals healthy, staff administered 920 vaccinations, including rabies, [DA2PP](#) and Bordetella for dogs and puppies, and [FVRCP](#) for cats and kittens.



They provided 1,234 health exams and consultations, including routine exams, wound checks, pre-surgery checkups, and reviewing test results or diagnoses with foster volunteers.



Veterinary Service	Cats	Kittens	Dogs	Puppies	Other	Total
Health Exams & Consults	275	604	255	58	42	1,234
Spay & Neuter Surgeries	27	9	25	1	3	65
Medications Administered	12	11	10	1	1	35
Tests & Diagnostics	30	95	18	5	1	149
Vaccinations	249	190	434	47	0	920
Other Vet Treatments	268	716	243	96	26	1,349

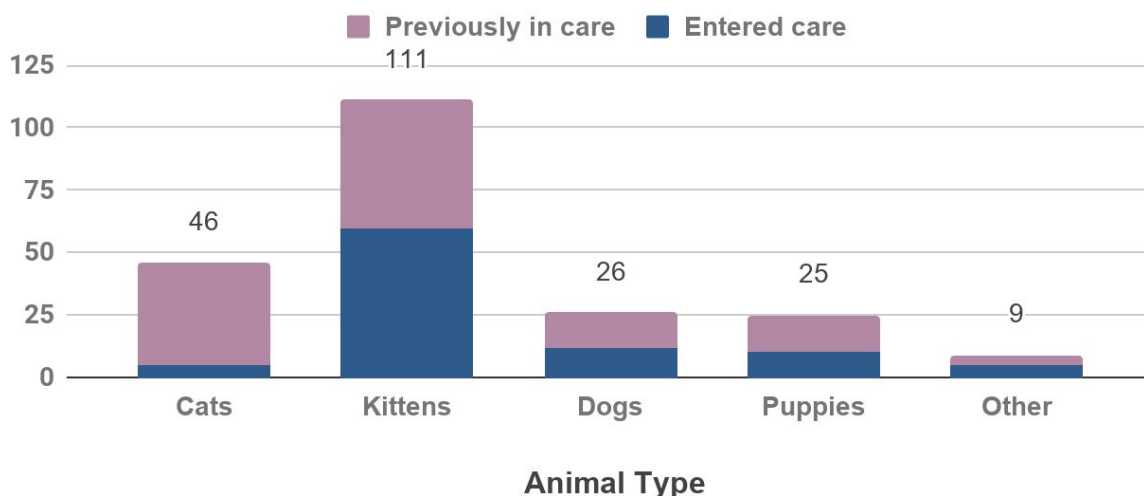


Fostered Animals

In September 2020, ninety-two (92) animals entered foster care, joining the existing one-hundred and twenty-five (125) animals already in care at the beginning of the month. The majority of animals in foster care were kittens, and adult cats. MCAS foster volunteers cared for a total of two-hundred and seventeen (217) foster animals. Many of these animals left foster care for other outcomes over the course of the month, so the total number does not represent the maximum number of animals in care at one time.

Animal type	Entered care	Previously in care	Total in foster care
Cats	5	41	46
Kittens	60	51	111
Dogs	12	14	26
Puppies	10	15	25
Other	5	4	9
Total	92	125	217

Animals in Foster Care





Animal Outcomes

In September 2020, six animals (2.2%) were adopted. Due to COVID-19 physical distancing recommendations, adoptions at the Troutdale shelter remained suspended for the majority of the month. Adoptions were performed from community adoption partners, foster homes, and in a virtual adoptions pilot program.

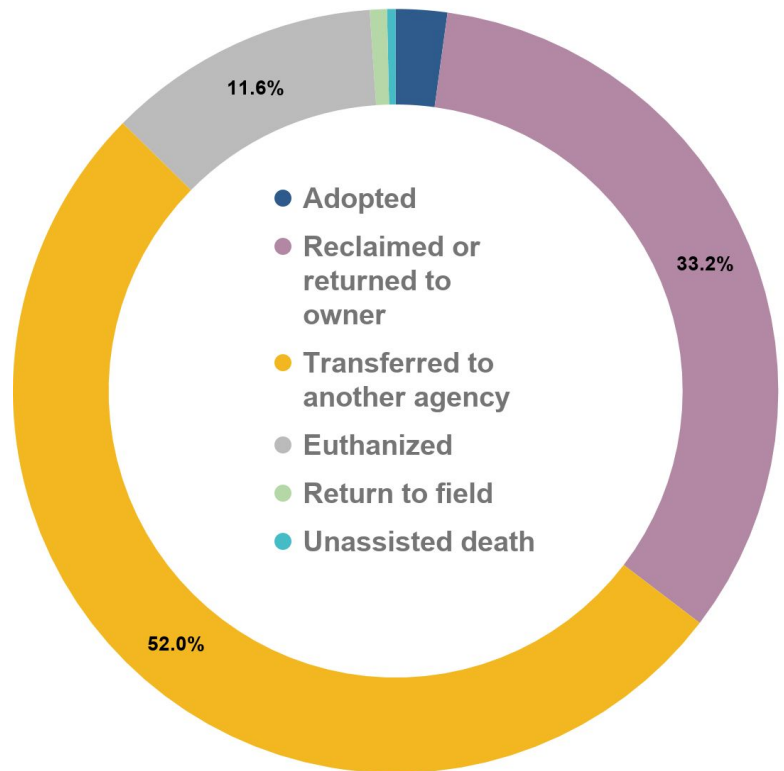
Thirty-three percent (33.2%) of animals were reclaimed by their owners. The majority of animals represented in these outcomes were dogs.

Fifty-two percent (52%) of animals were transferred to another agency, including Oregon Humane Society and Cat Adoption Team.

Twelve percent (11.6%) of animals were humanely euthanized, including cases of injured wildlife, or domestic animals at the recommendation of a veterinarian, or for behavioral issues which would make an animal unsafe to place back into the community.

Less than one percent (0.7%) of animals were returned to the field at the location they were found, including two community cats.

One animal (0.3%), a kitten, had an unassisted death, in a case of failure to thrive.

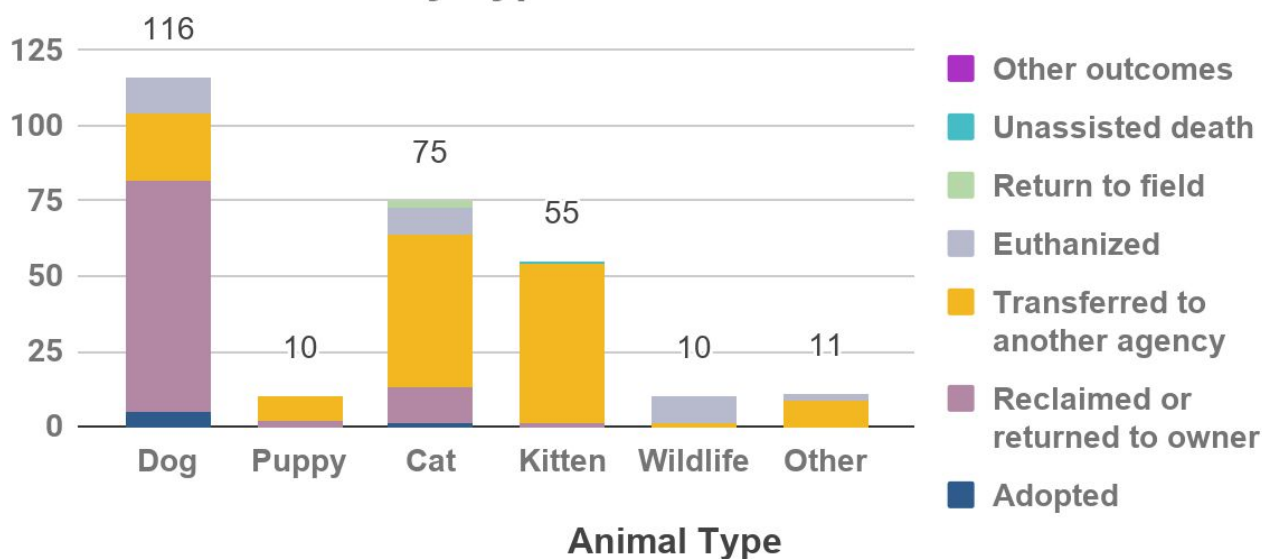




Animal Outcomes (continued)

Outcome Type	Dog	Puppy	Cat	Kitten	Wildlife	Other	Total
Adopted	5	0	1	0	0	0	6
Reclaimed/returned to owner	77	2	12	1	0	0	92
Transferred to another agency	22	8	51	53	1	9	144
Euthanized	12	0	9	0	9	2	32
Return to field	0	0	2	0	0	0	2
Unassisted death	0	0	0	1	0	0	1
Other outcomes	0	0	0	0	0	0	0
Total	116	10	75	55	10	11	277

Animal Outcomes by Type and Circumstance





Volunteers

With in-shelter volunteer activities suspended due to COVID-19, all volunteer hours in September were recorded by foster and transport volunteers.

Volunteer Role	Hours
Foster: Cats and Kittens	4,677
Foster: Dogs and Puppies	1,989
Foster: Other	291
Transport	5
Total	6,962

**The total hourly contribution for all foster volunteers is estimated to be three (3) hours per day, per foster home. Setting an hourly rate for all foster homes regardless of number or type of animals is considered an industry standard by the Humane Society of the United States (HSUS), and has been in practice at MCAS for many years.*

Online Resources

Page Category	Page Views
Adoptable Pets	32,716
Lost & Found Pets	71,898
Home Page Visits	25,396
Licensing Resources	15,765
News & Updates	4,643
Low-Cost Services	4,001
Kitten Resources	4,137
Field Services	2,214
Volunteering	1,789
Other Pages	16,814
Total	179,373

Many services provided by MCAS are accessible online, at multcopets.org. Here, pet owners can search for lost pets, try to find the owners of found pets, search for adoptable companions, license their animals, and learn about other resources available to them, such as low cost services, volunteer opportunities, and regional news.



Field Services

Field Services officers continued to respond to the urgent needs of community members and their pets, investigate cases of potential cruelty or neglect, and pick up stray animals at large.

Dispatch Category	Count	Percentage
Deceased Animal Pickup	133	23%
Stray Animal	79	14%
Suspected Cruelty / Neglect	116	20%
Loose aggressive animal (<i>Animals actively charging, attacking, or chasing people or animals</i>)	61	11%
Bite Investigation	56	10%
Loose nuisance animal	14	2%
Injured Animal	26	4%
Abandoned Animal	15	3%
Animal Placed in Protective Custody	28	5%
Other	51	9%
Total	579	100%

Pet Licensing

While there is an ongoing amnesty period for pet licensing requirements due to COVID-19 related hardships, and physical distancing requirements, MCAS issued 2,568 total licenses in September.

License Type	Cats	Dogs	Total
New Licenses	824	1636	2460
Renewed Licenses	18	90	108
Total	842	1726	2568